

2018

DRAFT FINAL DRUG DEATHS REPORT

CUYAHOGA COUNTY MEDICAL EXAMINERS OFFICE

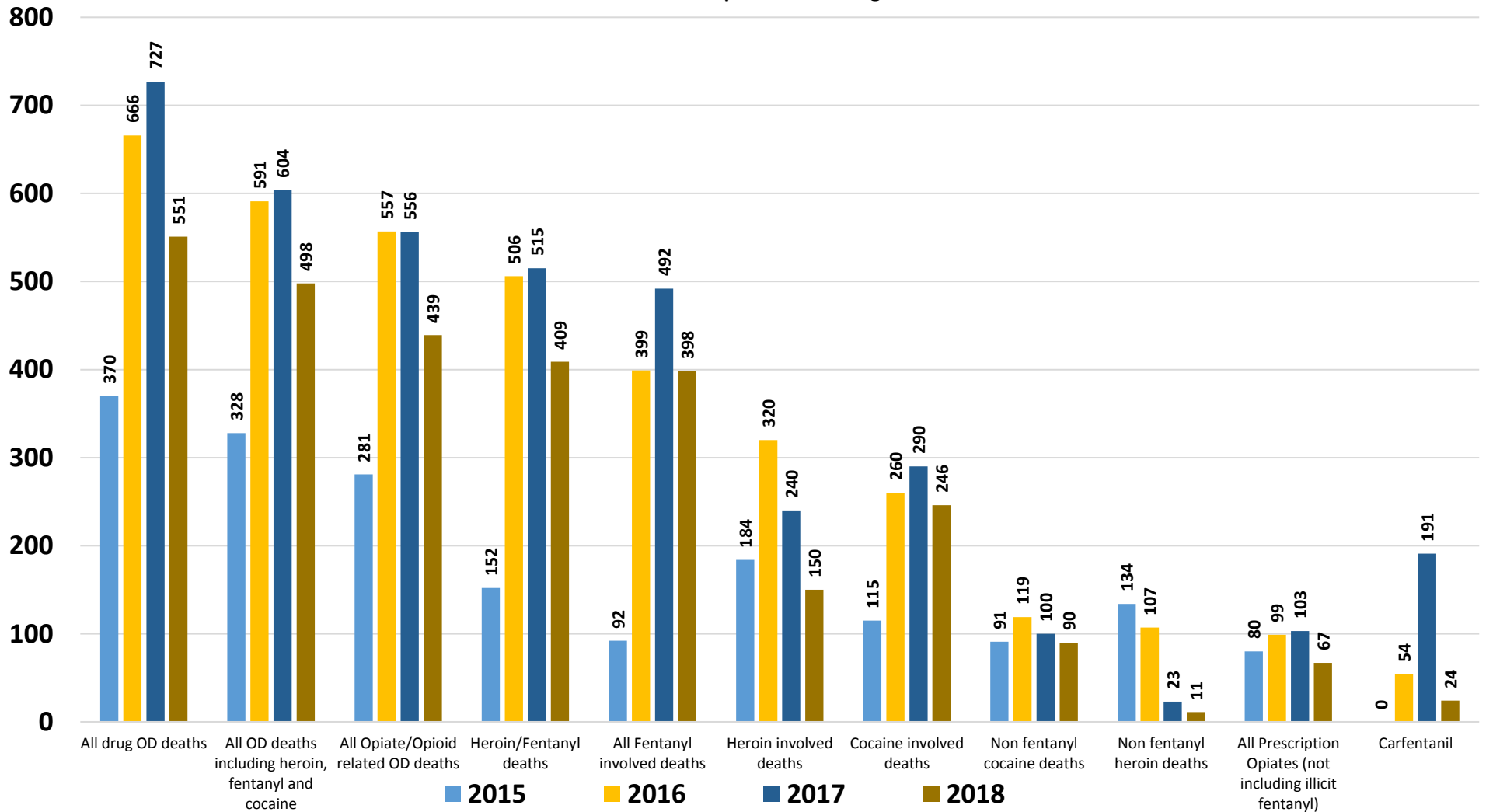
DR. THOMAS P. GILSON, MD

CUYAHOGA COUNTY | 11001 Cedar Ave., Cleveland, OH 44106



CCMEO 2015-18 Cocaine and Opioid involved deaths

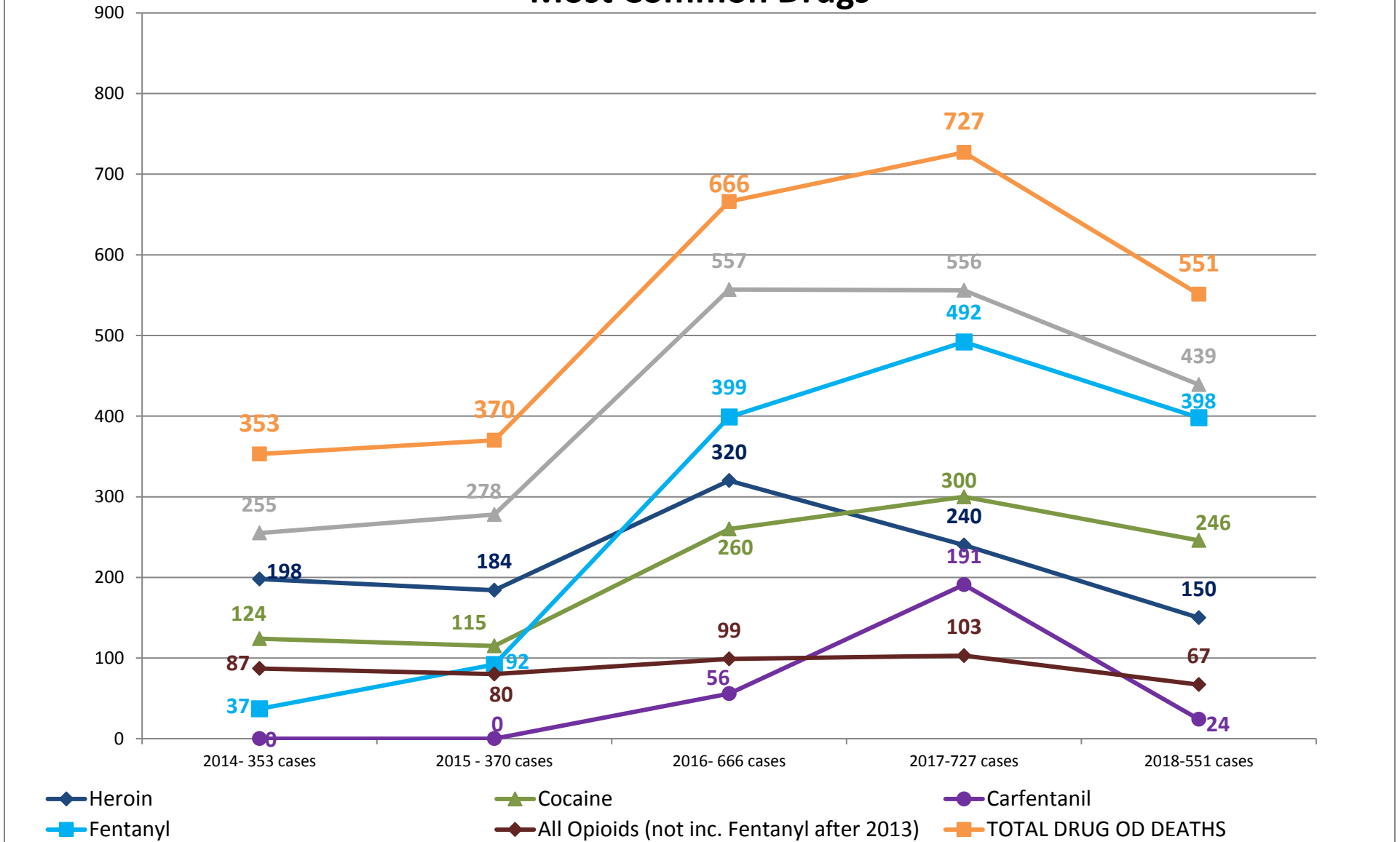
Notes: All analogues are included in total fentanyl-involved deaths and there is overlap between categories



Source: Cuyahoga County Medical Examiner's Office revised 3-25-19



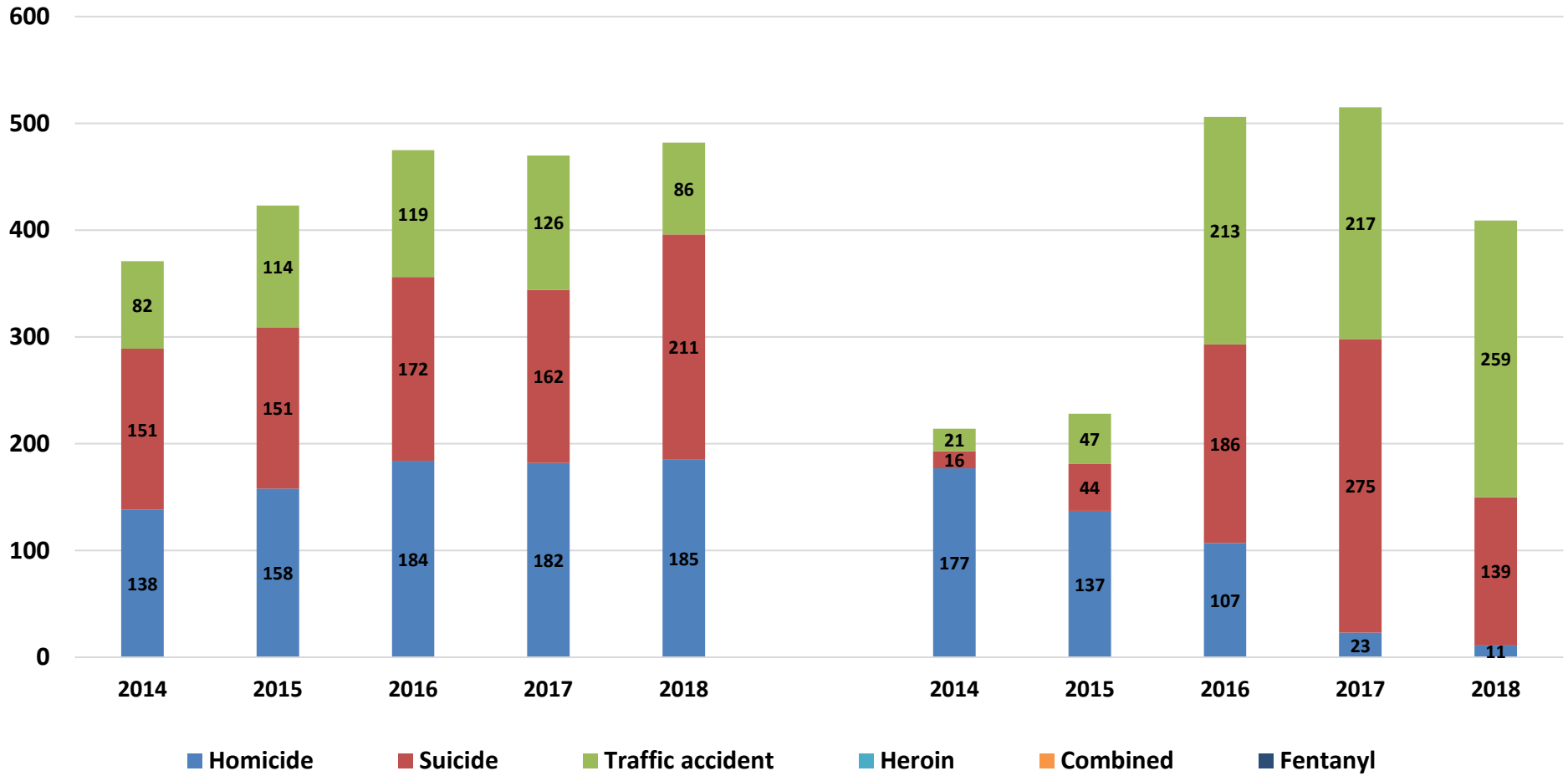
Cuyahoga County Overdose Deaths 2006-2018 Most Common Drugs



Source: Cuyahoga County Medical Examiner's Office revised 3-25-19



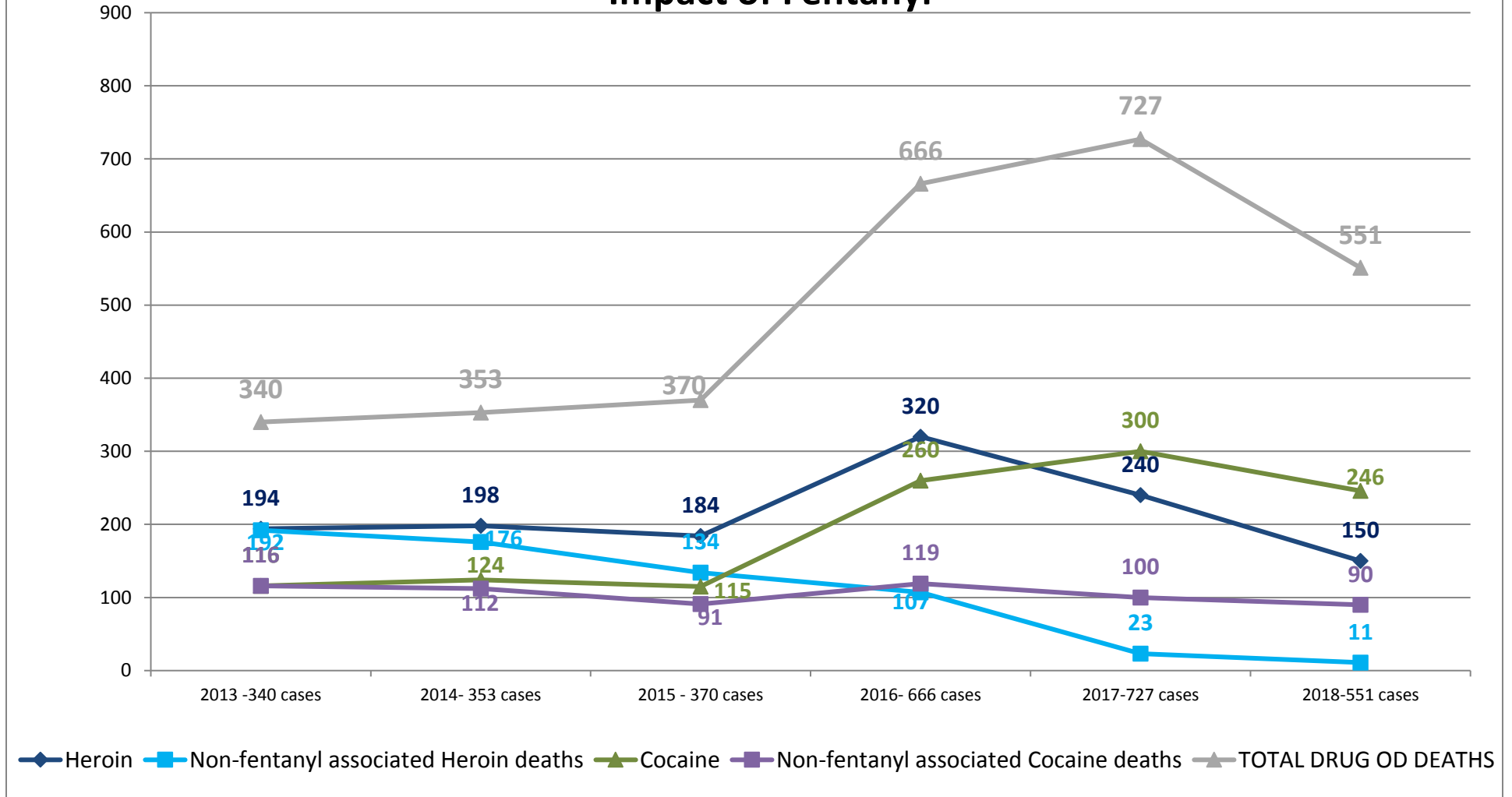
CCMEO Violent Deaths vs. Opioid related deaths 2014-2018



Source: Cuyahoga County Medical Examiner's Office revised 3-25-19



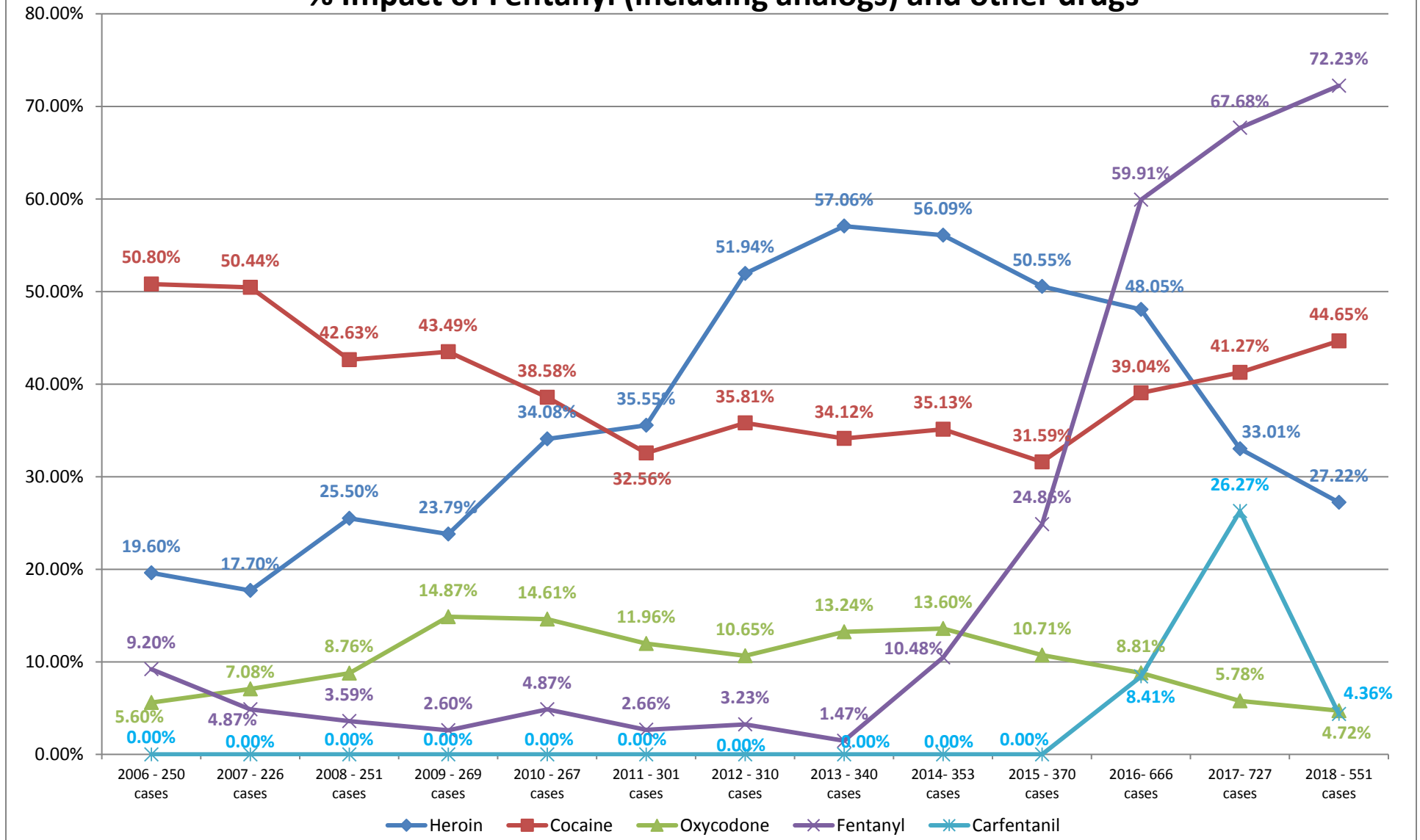
Cuyahoga County Overdose Deaths 2006-2018 Impact of Fentanyl



Source: Cuyahoga County Medical Examiner's Office revised 3-25-19



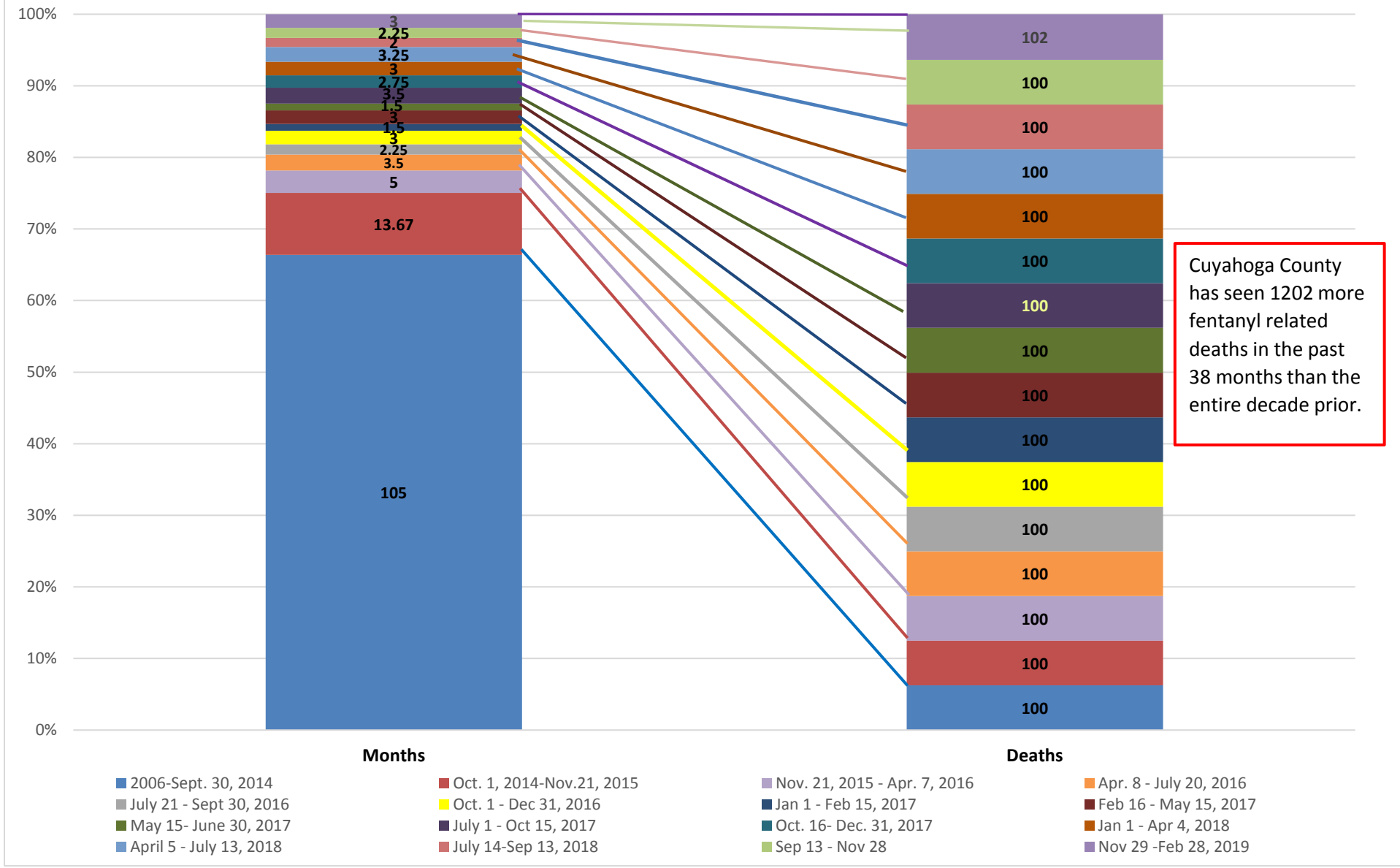
Cuyahoga County Overdose Deaths 2006-2018 % Impact of Fentanyl (including analogs) and other drugs



Source: Cuyahoga County Medical Examiner's Office revised 3-25-19



Cuyahoga County Fentanyl Deaths 2006-2018



Cuyahoga County has seen 1202 more fentanyl related deaths in the past 38 months than the entire decade prior.

Source: Cuyahoga County Medical Examiner's Office revised 3-25-19



CCMEO Overdose Deaths involving Cocaine 2006-2018

The Explosion of Cocaine



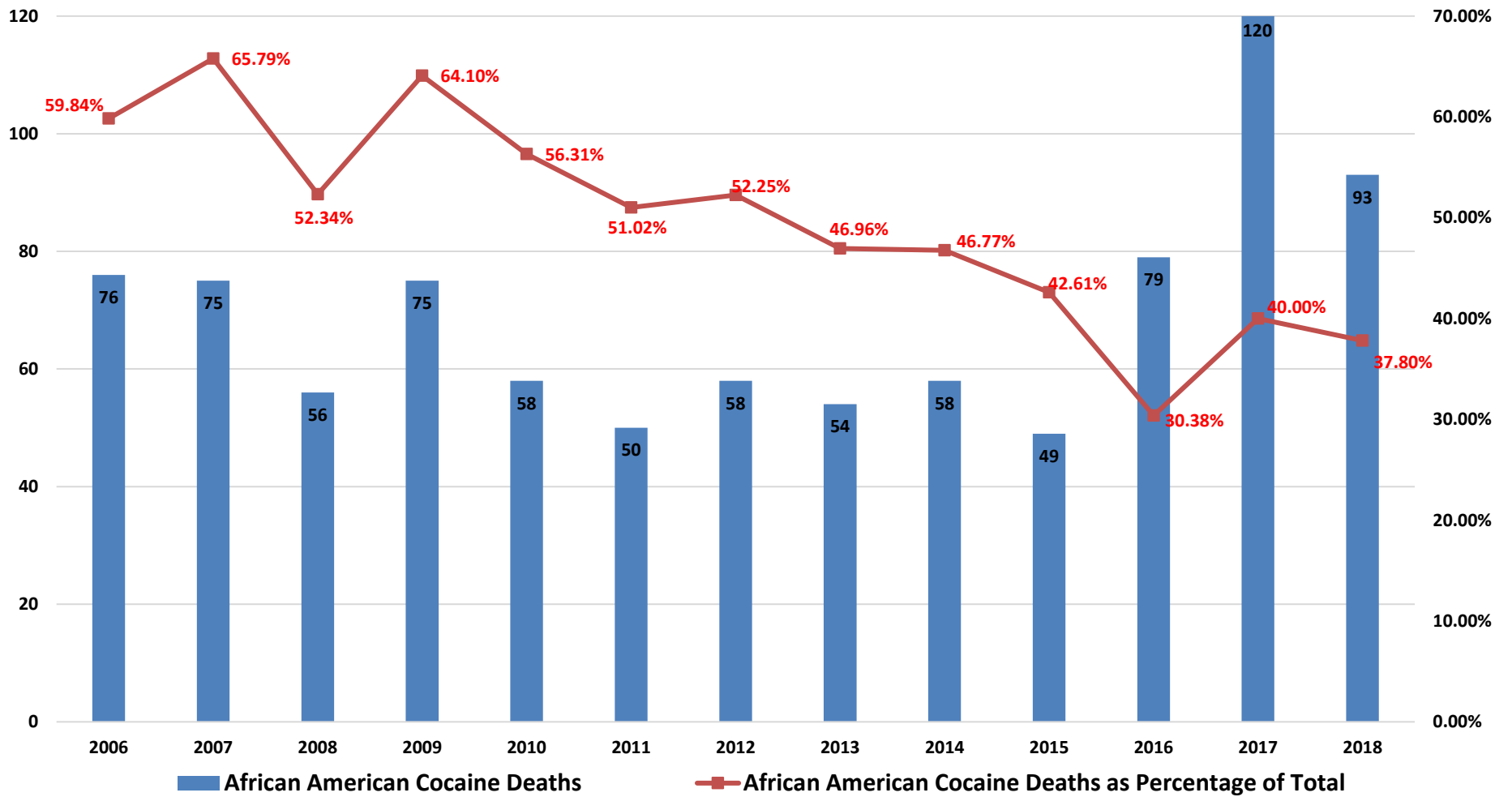
Source: Cuyahoga County Medical Examiner's Office revised 3-25-19



CCMEO Cocaine related Overdose Deaths 2006-2018

Demographic Shift in Cocaine Deaths

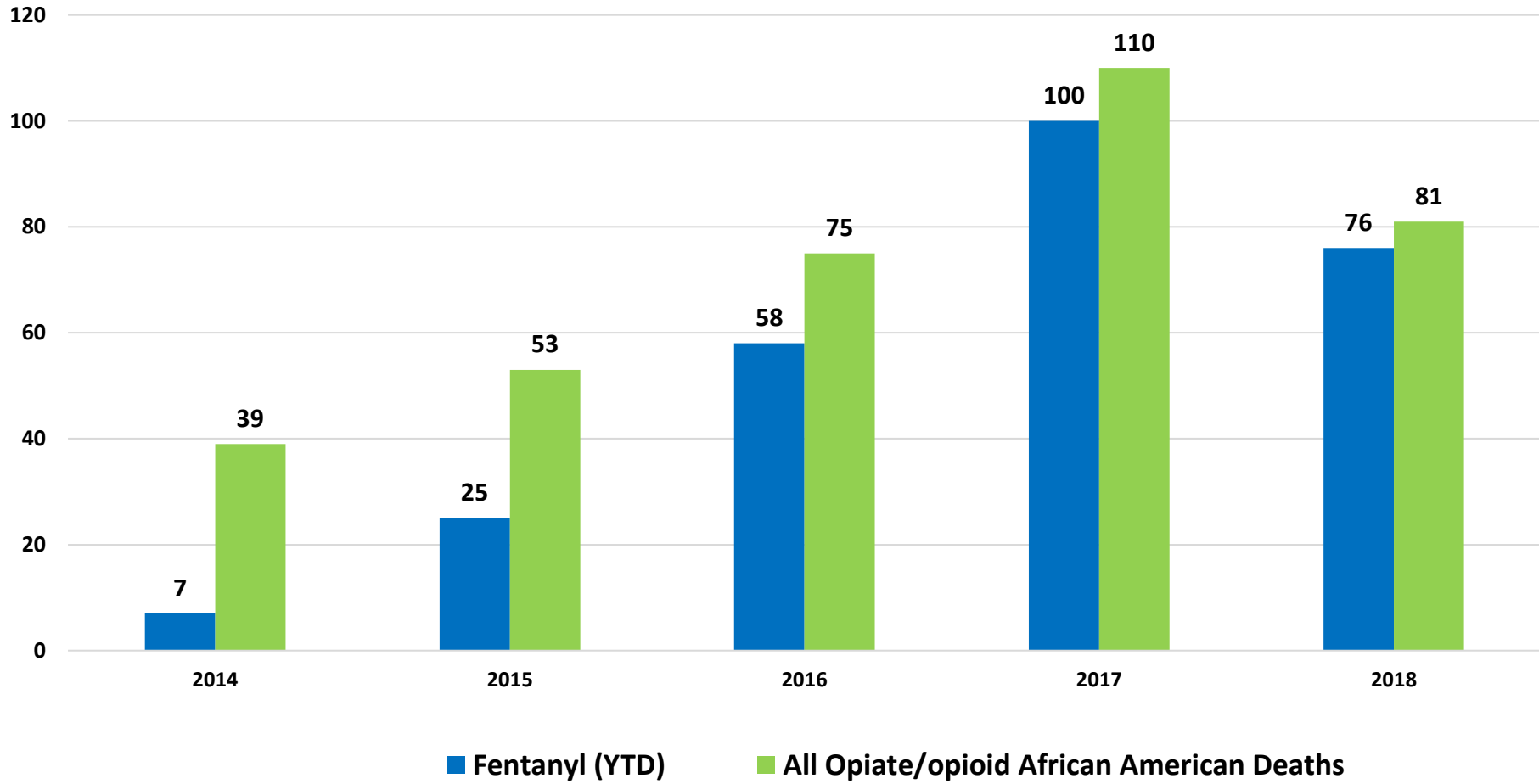
(Includes cocaine/fentanyl mixed cases)



Source: Cuyahoga County Medical Examiner's Office revised 3-25-19



CCMEO Fentanyl-related and all opiate/opioid related fatalities among African Americans 2014-2018



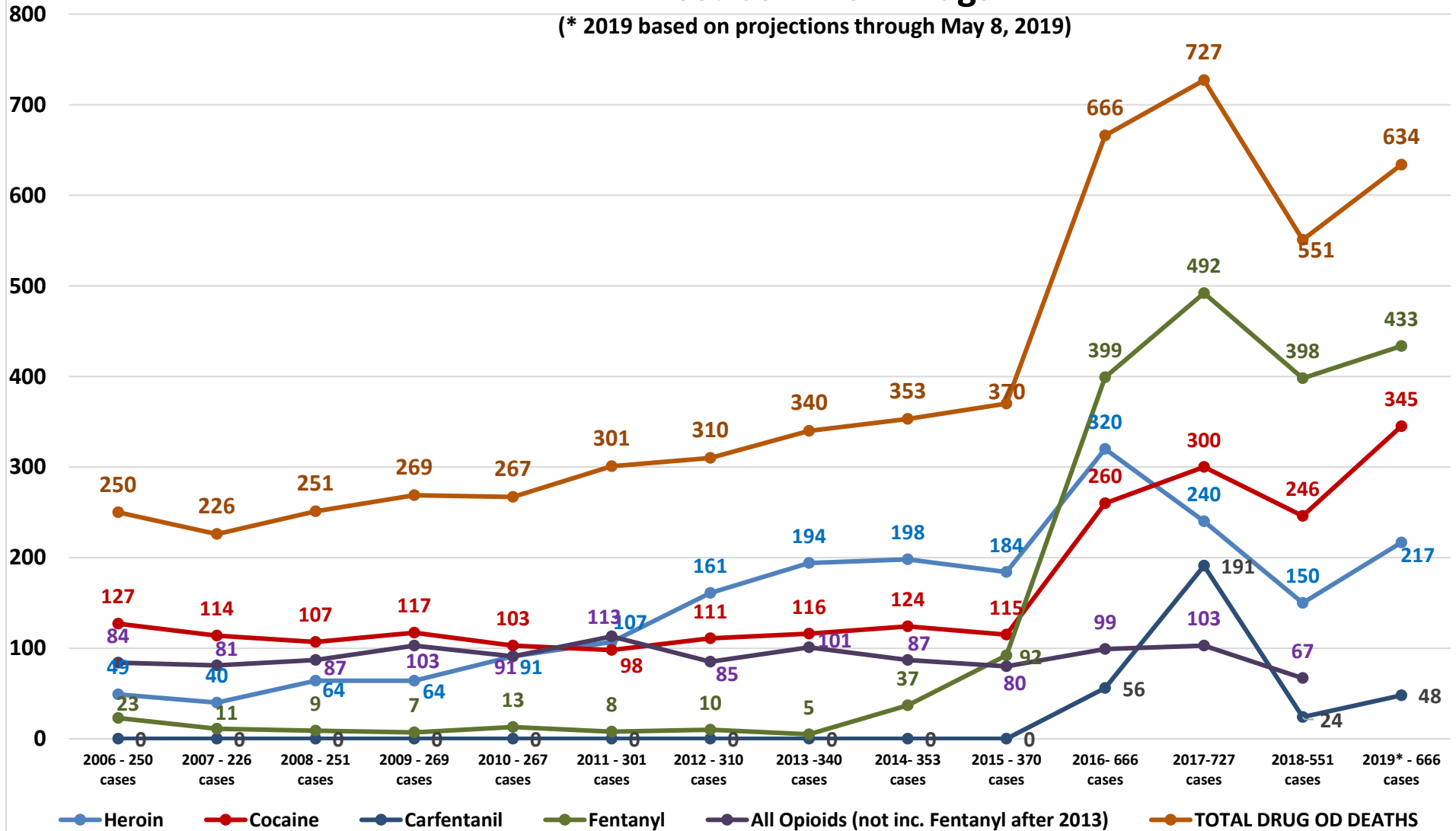
Source: Cuyahoga County Medical Examiner's Office revised 3-25-19



Cuyahoga County Overdose Deaths 2006-2019*

Most Common Drugs

(* 2019 based on projections through May 8, 2019)



Source: Cuyahoga County Medical Examiner's Office revised 5-8-19



2018 DEMOGRAPHIC ANALYSIS – SUMMARY (PENDING)

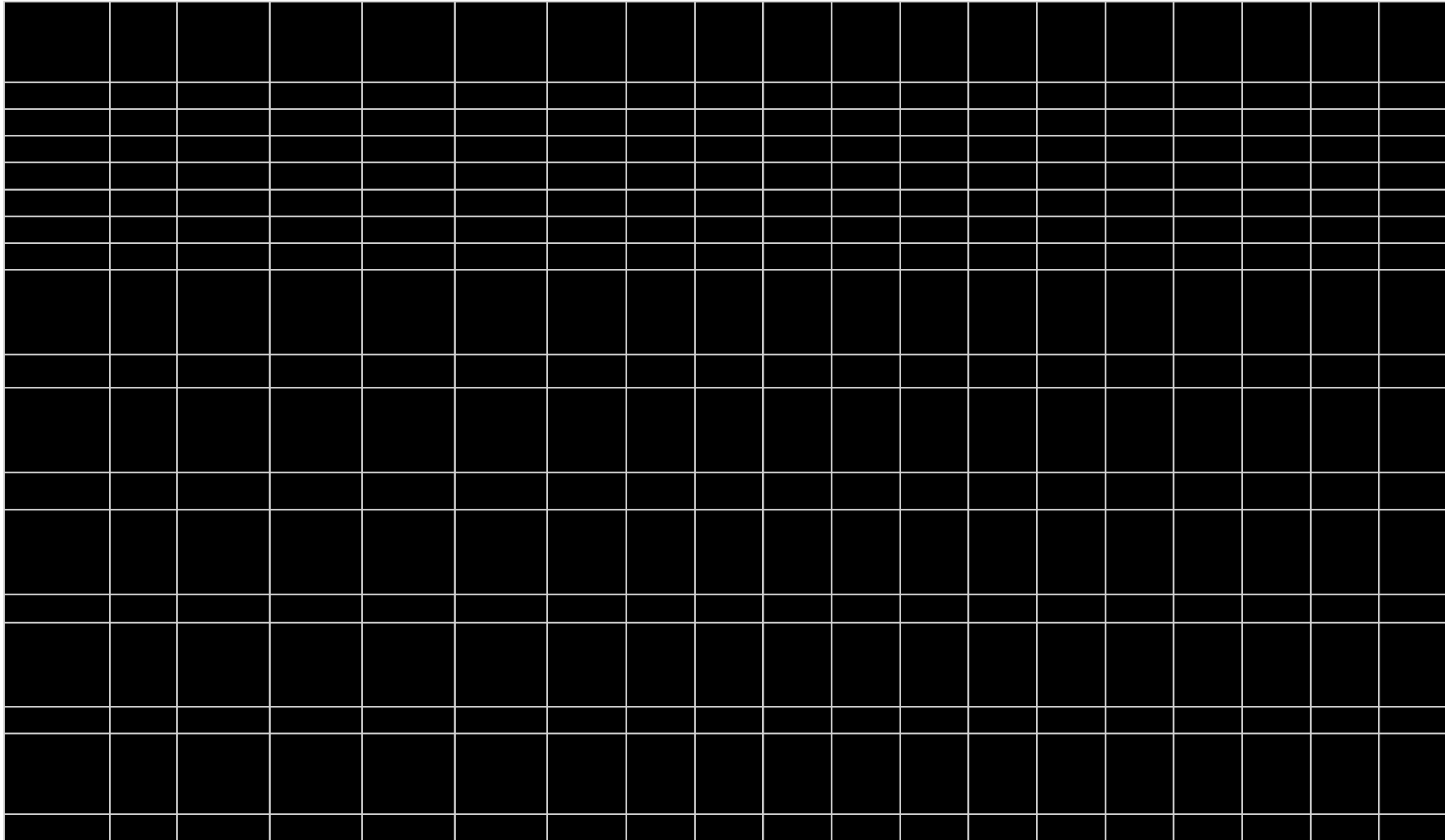
The table area is a large grid consisting of 18 columns and 26 rows. All cells within this grid are completely redacted with black boxes, making the data unreadable. The grid is positioned below the section header and occupies most of the page's width and height.

2018 DEMOGRAPHIC ANALYSIS – FENTANYL (PENDING)

Source: Cuyahoga County Medical Examiner's Office revised 3-25-19



2018 DEMOGRAPHIC ANALYSIS – HEROIN (PENDING)



The image shows a large grid of black cells, indicating that the data for the 2018 demographic analysis of heroin is redacted. The grid consists of approximately 20 columns and 25 rows.

*Source: Cuyahoga County Medical
Examiner's Office revised 3-25-19*



2018 AGENCY IMPACTS –

CASE INVESTIGATIONS - Pathologists

Case Load-Post	2018												TOTAL
	JAN	FEB	MARCH	APRIL	MAY	JUNE	JULY	AUG	SEPT	OCT	NOV	DEC	
	19	13	18	17	18	24	37	20	24	21	23	18	252
					13	36	23	21	21	26	20	21	181
	0	16	18	14									48
	11	16	22	13	23	25	26	27	18	27	16	22	246
	9	5	16	13	17	1	14	16	11	13	9	13	137
	16	20	15	17	3	25	30	29	21	24	22	20	242
	7	5	3	4	6	4	4	7	11	11	2	11	75
	0	3	0	3	0	0	0	0	0	0	0	0	6
	26	20	17	13	10	0	0	0	0	0	0	0	86
	7	18	19	14	17	29	27	15	22	24	24	22	238
	24	13	15	17	23	29	14	27	19	25	20	18	244
	23	18	24	12	17								94
	142	147	167	137	147	173	175	162	147	171	136	145	1849

DRUG CHEMISTRY

MEDICAL EXAMINER / CCFRSL	2018												TOTAL
Drug Chemistry	JAN	FEB	MAR	APR	MAY	JUNE	JUL	AUG	SEP	OCT	NOV	DEC	
Submissions	601	639	596	663	579	667	568	711	607	613	599	546	7389
Submissions Completed	628	549	707	722	526	811	636	730	615	631	519	608	7682
Completed from Previous Month/s	108	63	147	101	40	221	131	68	78	72	55	138	
Pending Requests	67	147	107	53	221	131	86	63	64	55	127	14	
10 day Completion (%)	95.2	97.8	95	97.1	96.7	97.2	99.9	98.7	99.3	98.7	97.4	96.8	97.48
5 day Completion (%)	85.3	87.2	72.8	90	51.5	52.8	94	97.1	95.7	91.1	82.8	81.5	81.82
Average TAT	3.5	3.4	5.1	3.4	5.1	5.4	2.5	2.1	2.8	2.5	3.8	3.8	3.62
Items Processed	1672	1589	1796	2140	1514	2301	1544	1850	1692	1838	1535	1803	21274

Source: Cuyahoga County Medical Examiner's Office revised 3-25-19



2018 AGENCY IMPACTS –

TOXICOLOGY

MEDICAL EXAMINER / CCFRSL	2018												
Toxicology	JAN	FEB	MAR	APR	MAY	JUNE	JUL	AUG	SEP	OCT	NOV	DEC	TOTAL
Cases Submitted	277	268	284	241	267	264	269	293	230	318	276	265	3252
Cases Completed	365	326	343	279	258	335	237	267	239	286	302	307	3544
Cases Pending (Backlog)	489	433	366	348	349	267	312	335	330	371	348	343	
Avg TAT (Days) - ALL	53	67	43	41	38	43	34	38	37	37	36	35	41.83
90% Completion (Days)	106	111	73	75	64	82	55	63	60	64	65	63	73.42
Avg TAT (Days) - POS	71	81	55	49	47	52	41	46	46	47	46	48	52.42
Avg TAT (Days) - NEG	13	8	11	9	9	10	11	10	12	11	11	10	10.42

HOMICIDES

MEDICAL EXAMINER / CCFRSL	2018												
Statistics & Records	JAN	FEB	MAR	APR	MAY	JUNE	JUL	AUG	SEP	OCT	NOV	DEC	TOTAL
City of Cleveland	9	9	7	11	5	16	13	16	18	9	8	9	130
Suburban Cuyahoga County	4	4	3	0	2	4	2	4	3	7	9	7	49
Out of County	0	2	0	1	0	0	1	0	1	0	0	0	5
Unknown	0	0	0	0	0	0	0	0	0	0	0	3	3
TOTAL	13	15	10	12	7	20	16	20	22	16	17	19	187

Source: Cuyahoga County Medical Examiner's Office revised 3-25-19



WHAT WE KNOW

Fentanyl Substances Date 1st Encountered

Acetylfentanyl	2/10/16
Furanylfentanyl	3/7/16
Butyrylfentanyl	3/23/16
Beta-Hydroxythiofentanyl	3/23/16
U-47700	5/9/16
4-ANPP	8/2/16
Para-Fluorofentanyl	8/29/16
Meta-Fluorofentanyl	8/29/16
Carfentanil	September 2016
Valeryl Fentanyl	10/25/16
Acrylfentanyl	11/7/16
para-Chloroisobutyryl Fentanyl	11/7/16
para-Fluorobutyryl Fentanyl	1/17/17
ortho-Fluorobutyryl Fentanyl	1/17/17
meta- Fluorobutyryl Fentanyl	1/17/17
Isobutyryl Fentanyl	2/16/17
Fluoroisobutyryl Fentanyl	2/16/17
Methoxyacetylfentanyl	4/19/17

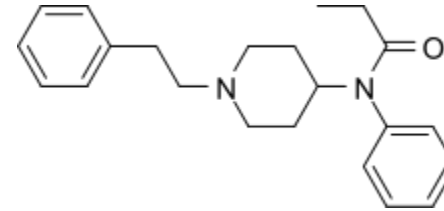


Figure 1 Fentanyl molecule

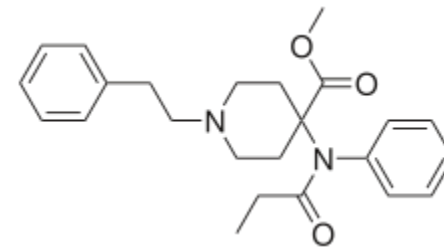


Figure 2 Carfentanil molecule

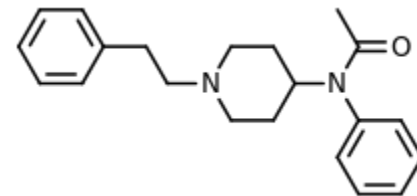
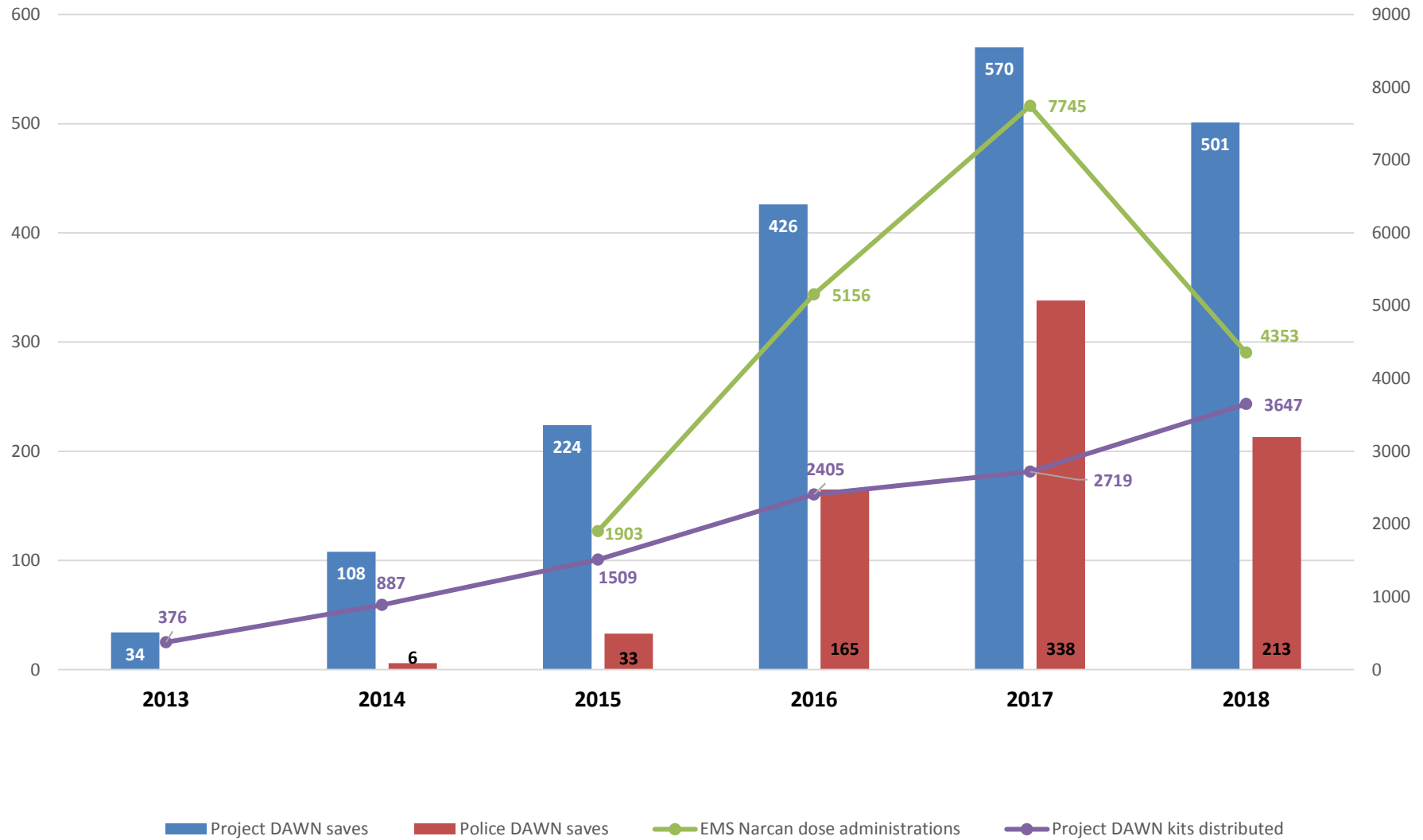


Figure 3 Acetyl fentanyl molecule

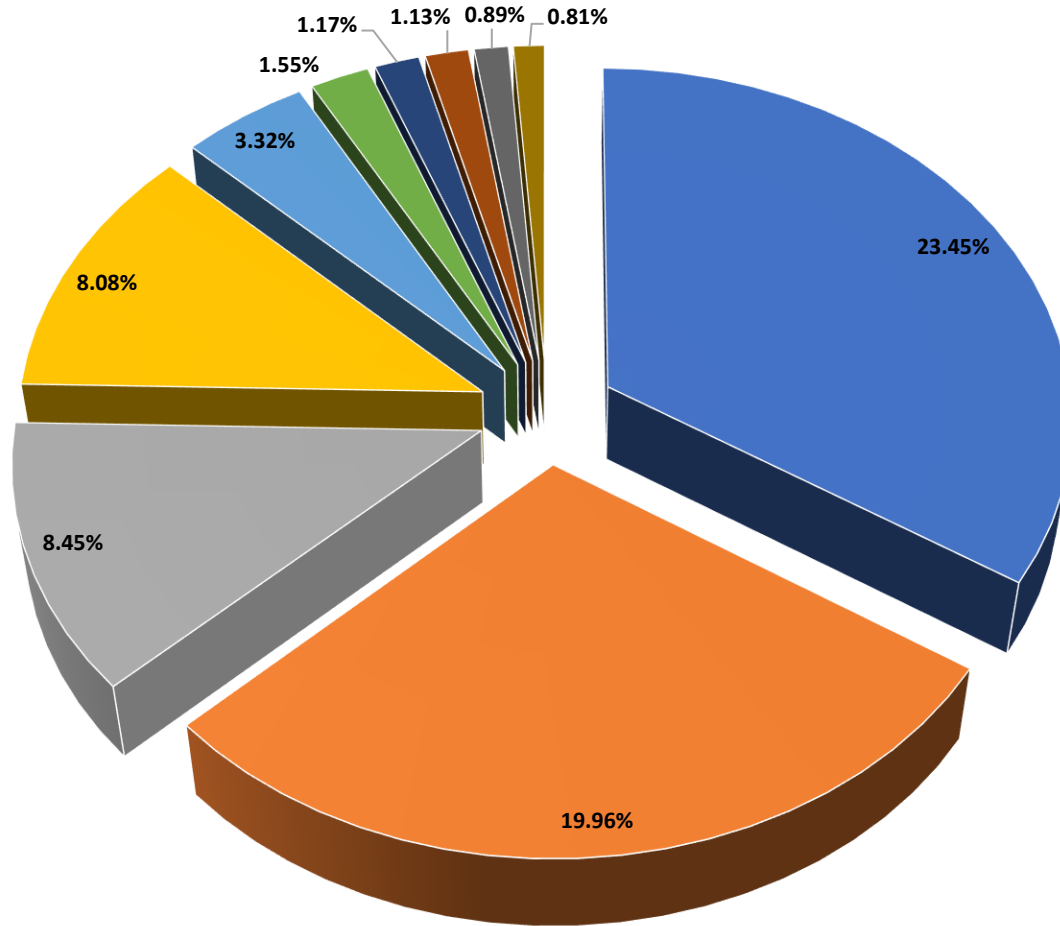
Nalxone in Cuyahoga County



Source: Cuyahoga County Medical Examiner's Office revised 3-25-19



2018 CCRFSL Forensic Drug Chemistry Samples Submitted

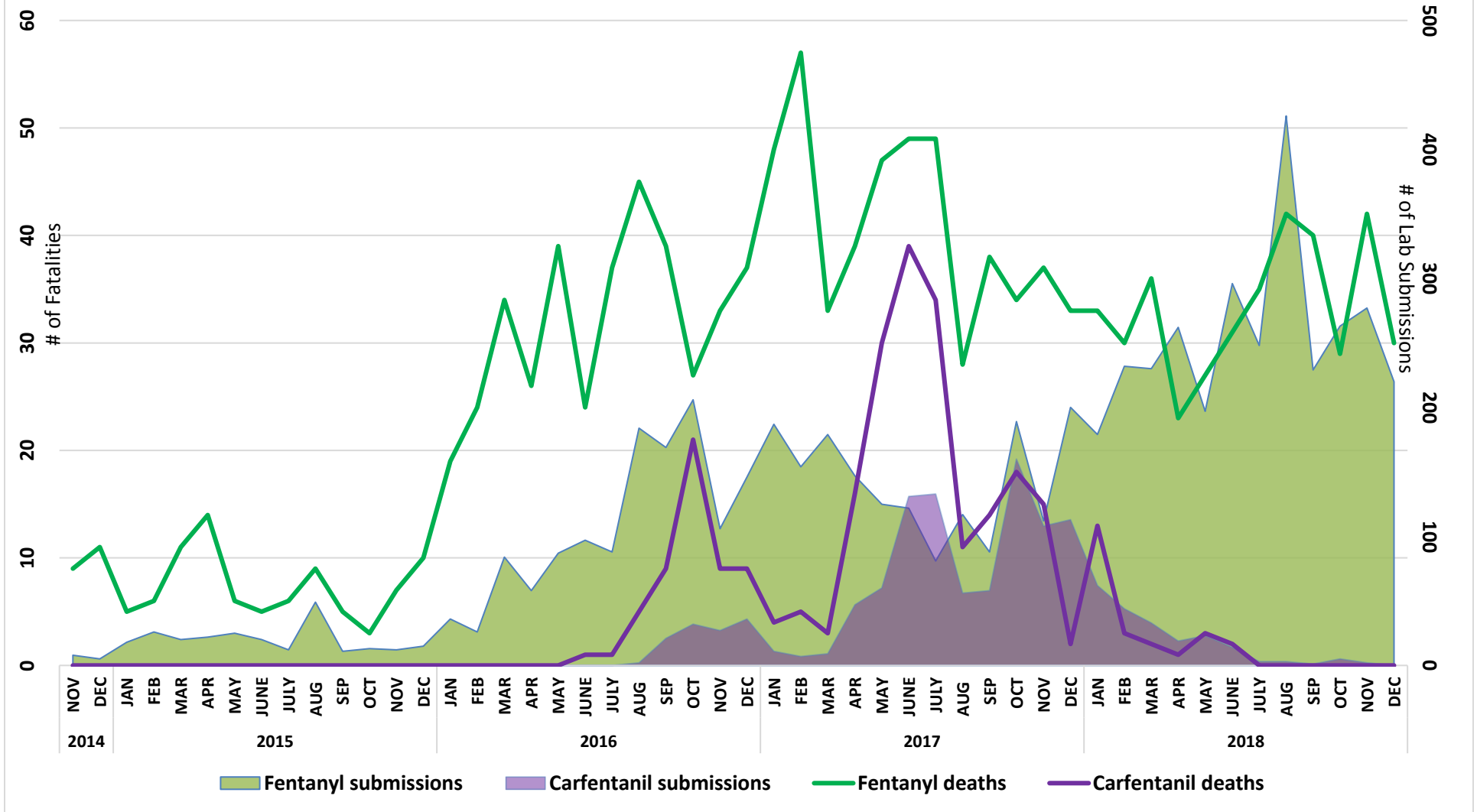


- THC/Marihuana
- Cocaine
- Fentanyl
- Heroin
- Methamphetamine
- 4 ANPP
- Oxycodone
- Acetyl fentanyl
- N-ethylpentalone
- Tramadol

Source: Cuyahoga County Medical Examiner's Office revised 3-25-19



CCMEO/CCRFSL Relationship of Fentanyl and Carfentanil Fatalities and Fentanyl and Carfentanil Lab Submissions 2014-2018



Source: Cuyahoga County Medical Examiner's Office revised 3-25-19

