



**Thomas P. Gilson, M.D.**

11001 Cedar Avenue, Cleveland, Ohio 44106

*A National Association of Medical Examiner's (N.A.M.E.) accredited office*



**CUYAHOGA COUNTY**

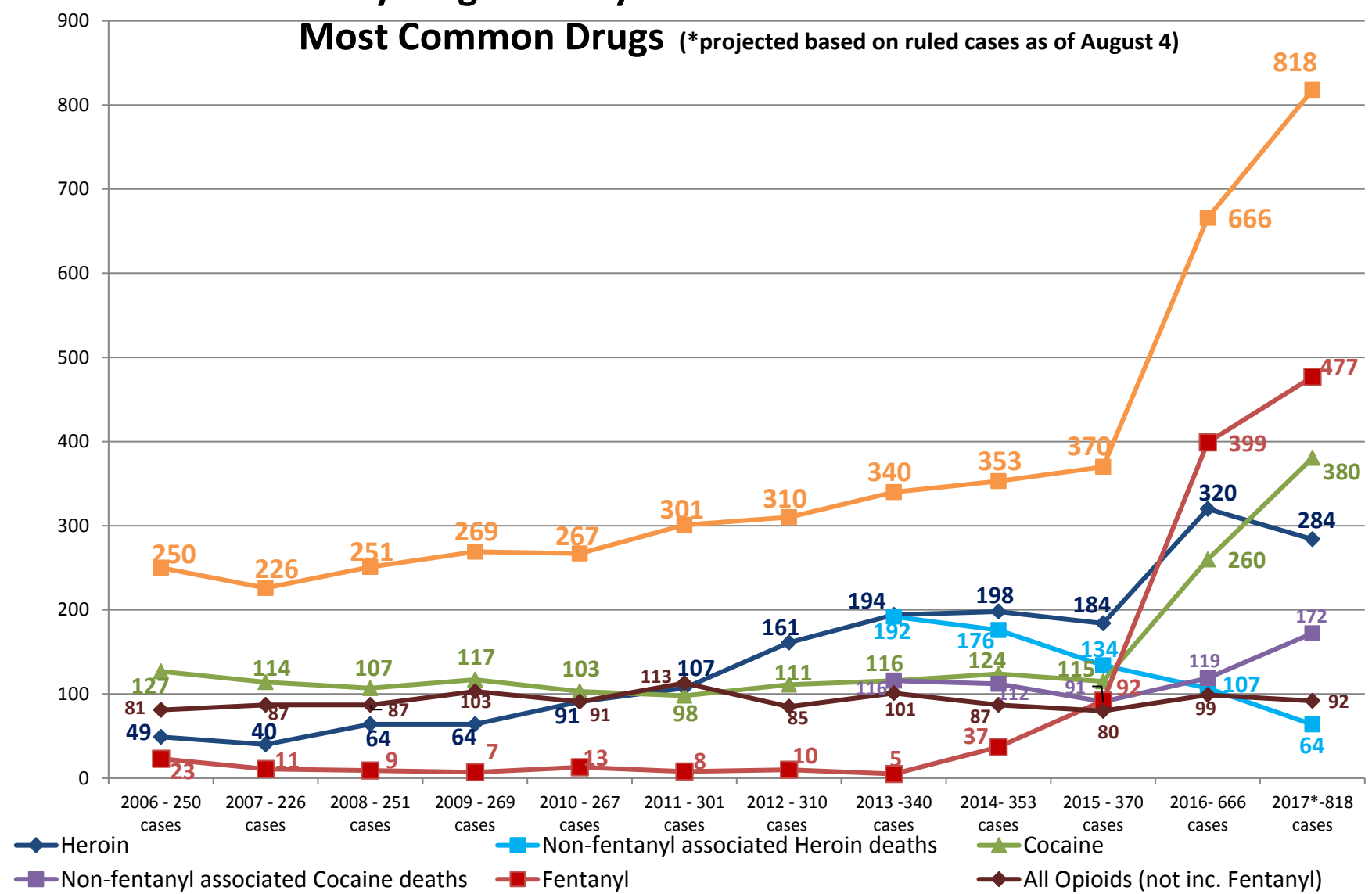
**MEDICAL EXAMINER'S OFFICE**

**Heroin/Fentanyl/Cocaine  
Related Deaths in  
Cuyahoga County**

**AUGUST 4, 2017**

# Cuyahoga County Overdose Deaths 2006-2017\*

## Most Common Drugs (\*projected based on ruled cases as of August 4)



Source: Cuyahoga County Medical Examiner's Office revised 8-4-17



## **CURRENT PUBLIC HEALTH CRISIS – at least 6 fatalities since August 1**

### **Fatal Cases due to heroin/fentanyl in July—at least 39 (19 cases pending additional testing)**

20 - City of Cleveland Residents

19 - Suburban Residents- Brook Park, Chagrin Falls, Euclid (2), Lakewood (3), North Olmsted, Oakwood (2), Olmsted Twp., Parma (3), Richmond Hts., and (4) Out of County – Mentor on the Lake, Perry, Perrysville and Sagamore Hills.

### **VICTIMS**

Victims' ages range from 20 – 70

23 Male victims; 16 Female victims

8 African American victims; 31 Caucasian victims (5 Hispanic victims)

### **TRENDS**

At least **314** victims have died from heroin/fentanyl/analog or in combination in 2017. This compares to 213 through end of July 2016. Drug deaths in 2017 total at least **418** fatalities when including cocaine as well.

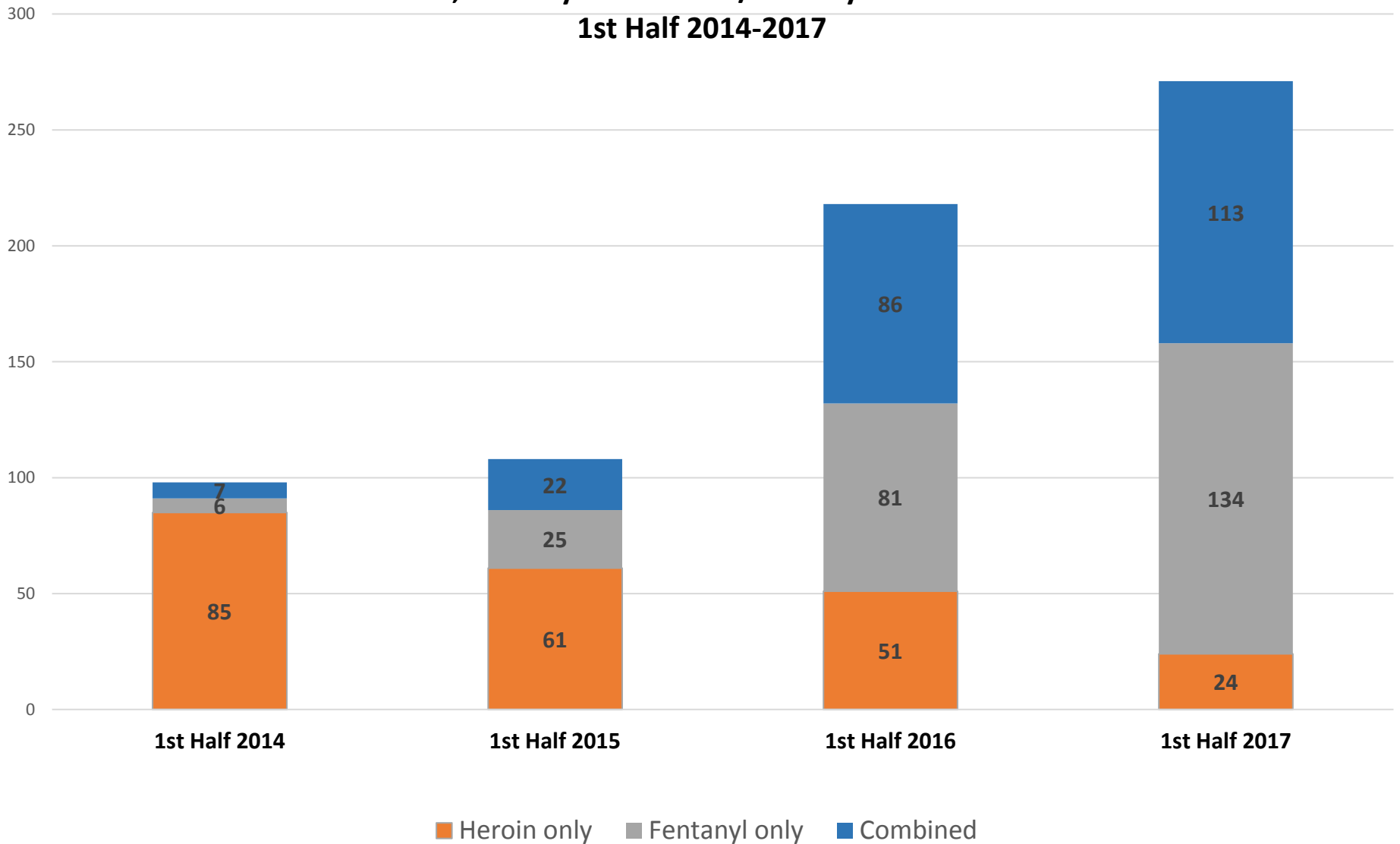
### **Carfentanil: 58 CONFIRMED FATAL CASES in 2016; 12 in 2017**

Rate of African American deaths involving fentanyl is 20.0% of all victims, a significantly higher rate than 2016 (14.5%). At least 34 cocaine related deaths occurred in July (at least 221 for 2017), with 14 being mixed with Fentanyl, Heroin or both (at least 121 for the year).

*Source: Cuyahoga County Medical  
Examiner's Office revised 8-4-17*



### CCMEO Heroin, Fentanyl and Heroin/Fentanyl Combination Deaths 1st Half 2014-2017



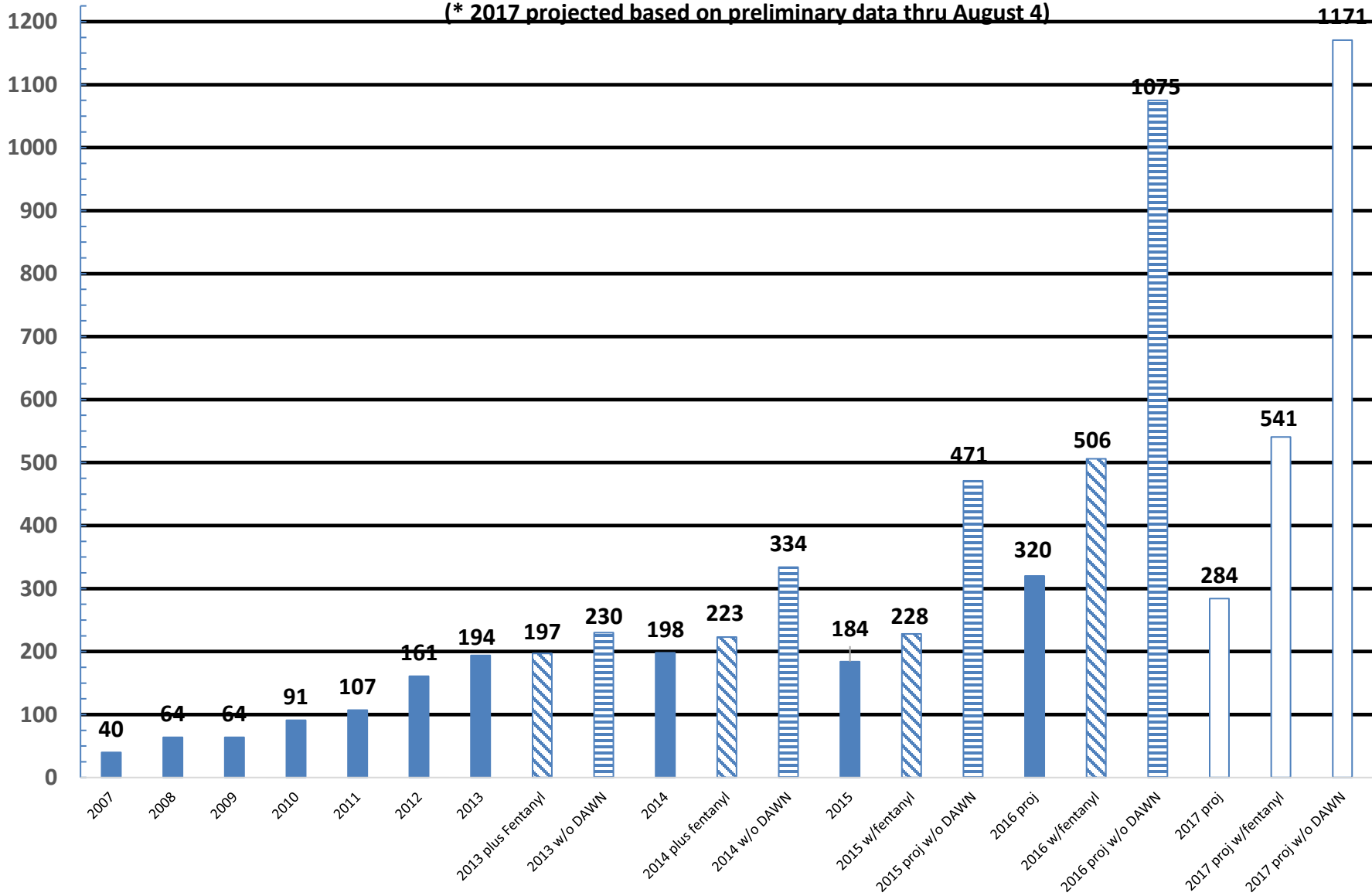
Source: Cuyahoga County Medical Examiner's Office revised 7-8-17



# Cuyahoga County Heroin Related Overdose Deaths 2007-2017\*

## Projected deaths with DAWN Saves and Fentanyl as overdose Deaths

(\* 2017 projected based on preliminary data thru August 4)

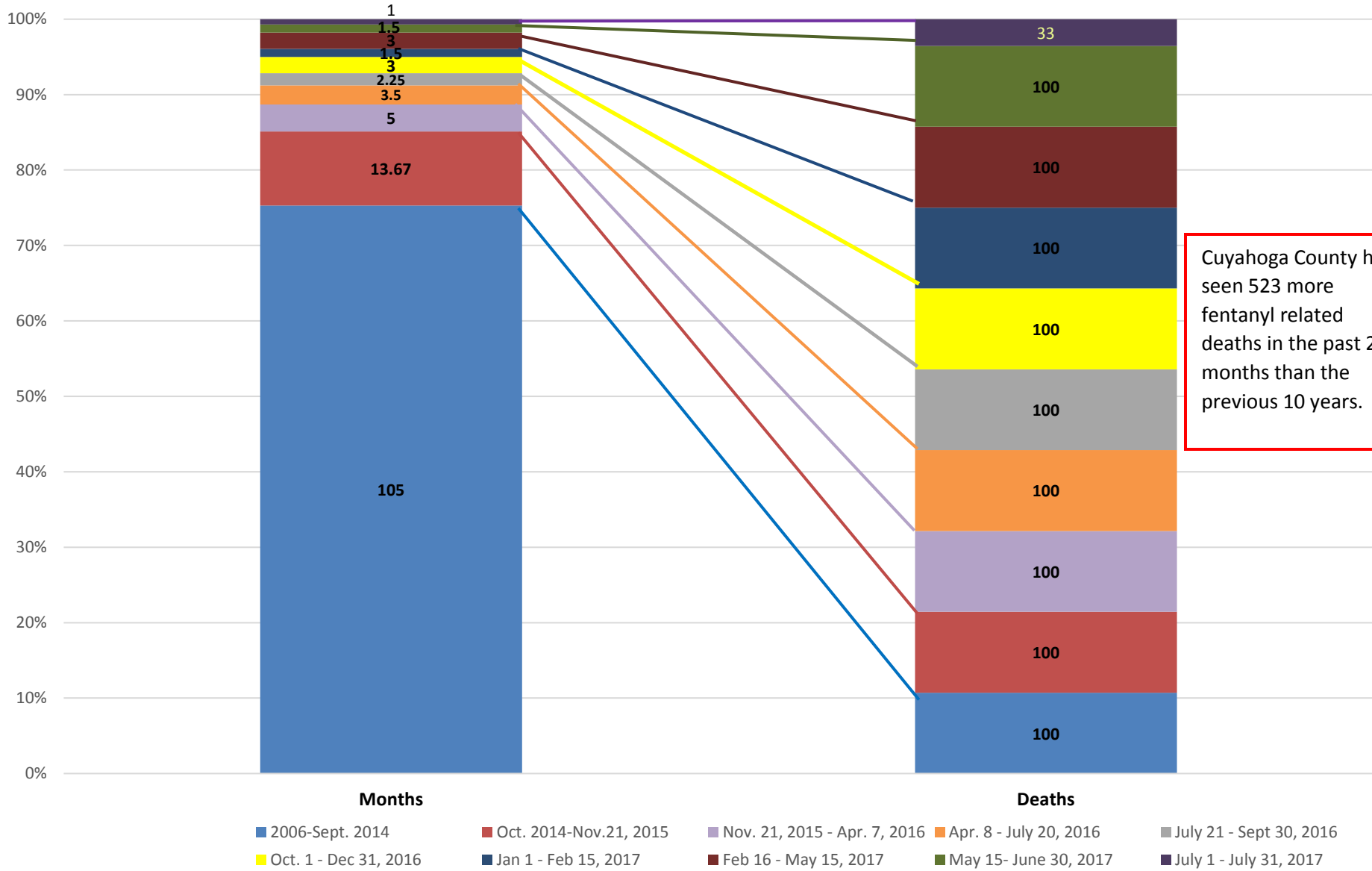


Source: Cuyahoga County Medical Examiner's Office revised 8-4-17

DAWN includes all documented naloxone saves through DAWN including police reversals. Does not include EMS administration (nearly 1,000 in 2015, and over 2,000 thru October 2016).



### Cuyahoga County Fentanyl Deaths 2006-2017



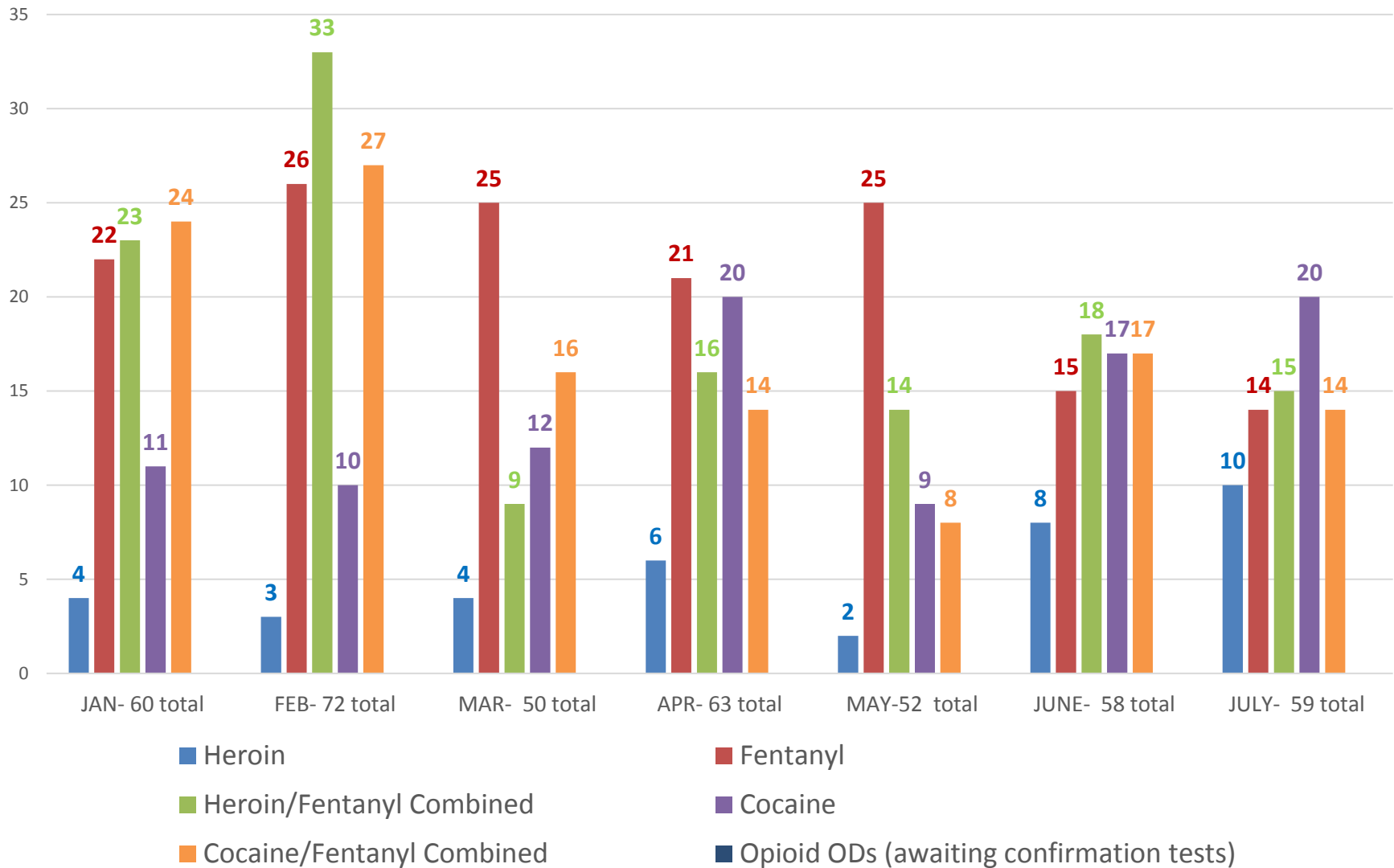
Cuyahoga County has seen 523 more fentanyl related deaths in the past 20 months than the previous 10 years.

Source: Cuyahoga County Medical Examiner's Office revised 8-4-17



## 2017 CCMEO Overdose Deaths, Most Common Drugs Involved

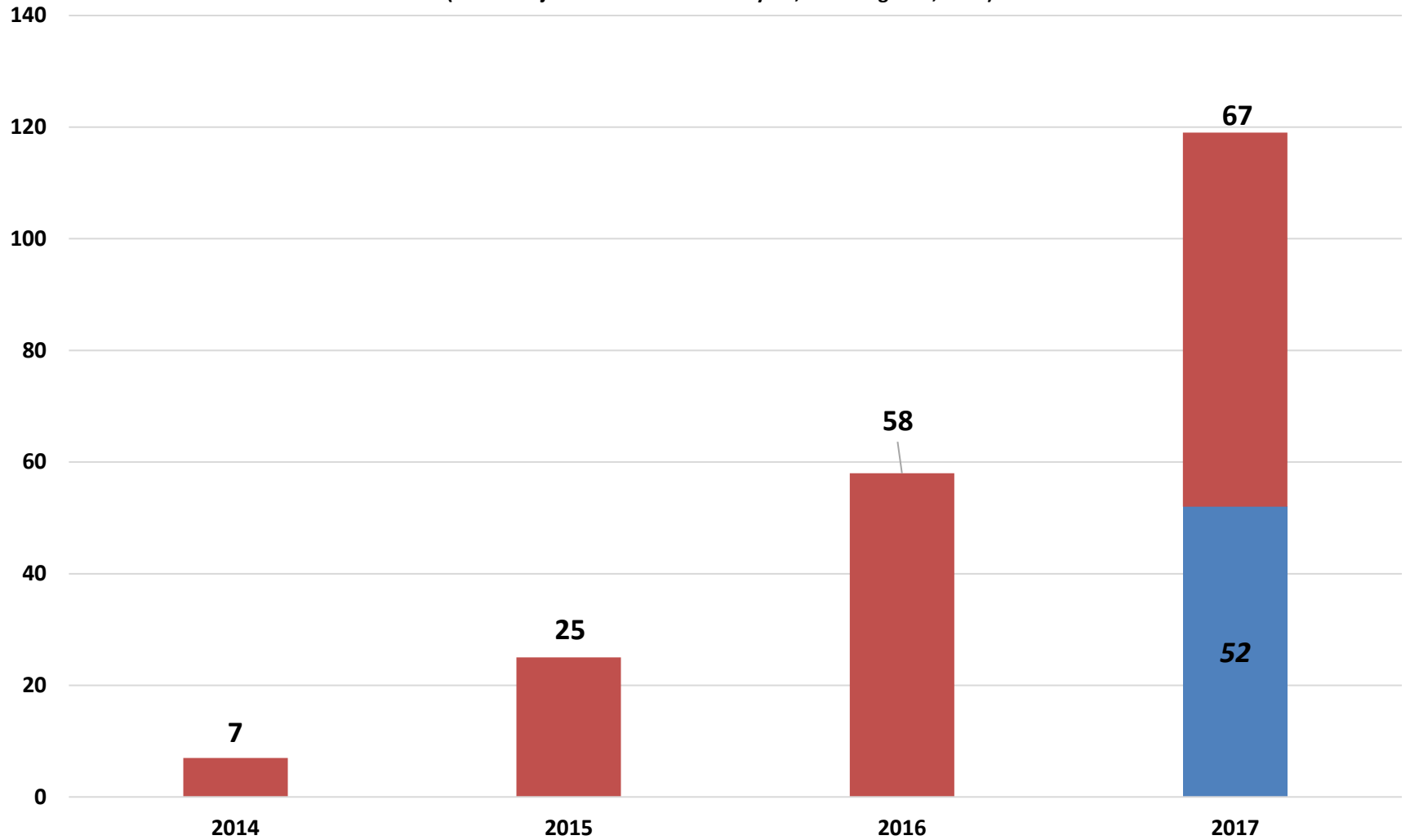
Combined is heroin and fentanyl in some combination (Fentanyl analogues will be counted under Fentanyl Columns).



Source: Cuyahoga County Medical Examiner's Office revised 8-4-17



**CCMEO Fentanyl-related fatalities among  
African Americans 2014-2017\***  
(Blue - Projected for remainder of year, as of August 4, 2017)



Source: Cuyahoga County Medical  
Examiner's Office revised 8-4-17

