



**Thomas P. Gilson, M.D.**

11001 Cedar Avenue, Cleveland, Ohio 44106

*A National Association of Medical Examiner's (N.A.M.E.) accredited office*



**CUYAHOGA COUNTY**

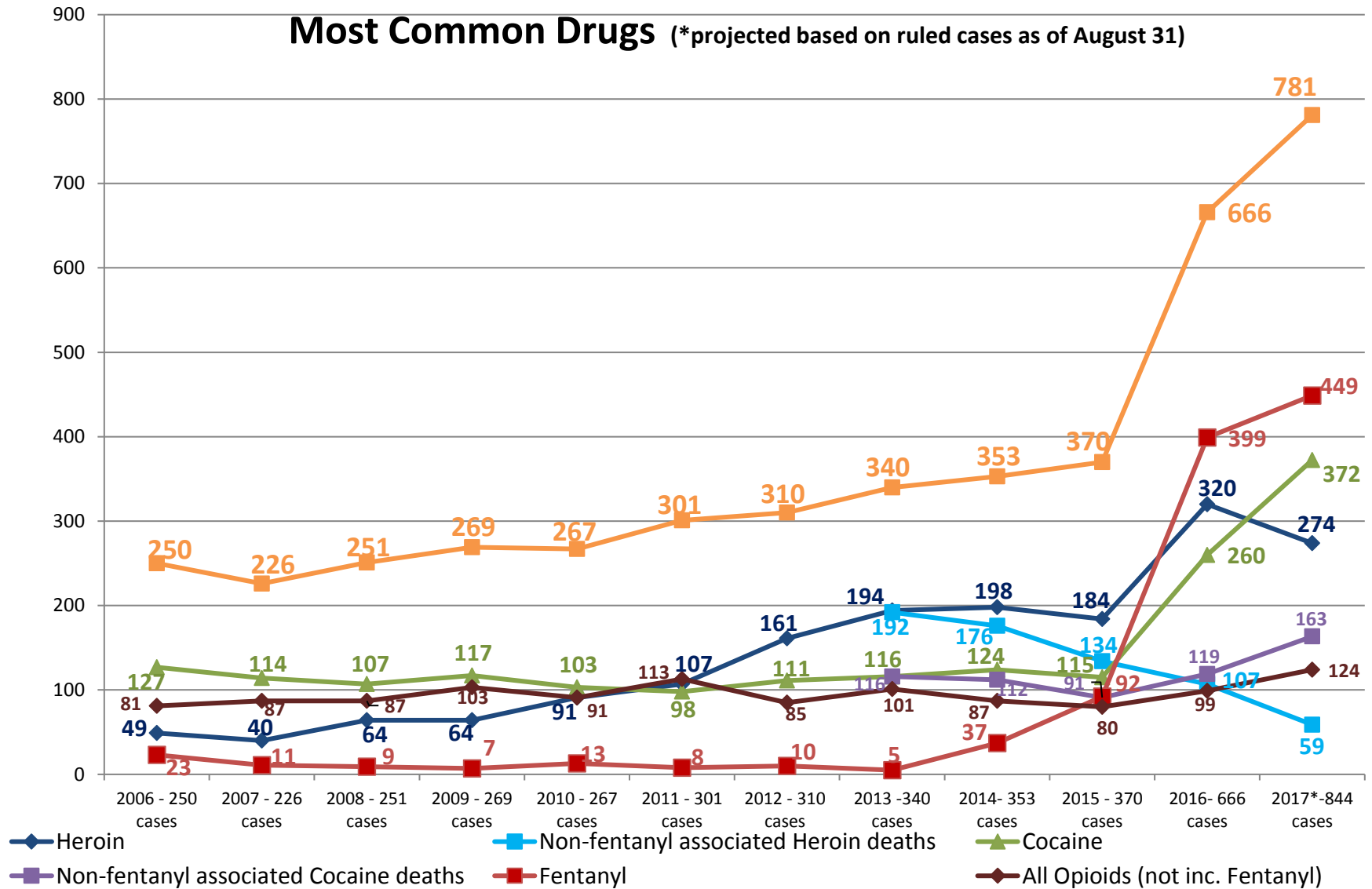
**MEDICAL EXAMINER'S OFFICE**

**Heroin/Fentanyl/Cocaine  
Related Deaths in  
Cuyahoga County**

**SEPTEMBER 5, 2017**

# Cuyahoga County Overdose Deaths 2006-2017\*

## Most Common Drugs (\*projected based on ruled cases as of August 31)



Source: Cuyahoga County Medical Examiner's Office revised 9-5-17



## **CURRENT PUBLIC HEALTH CRISIS – at least 5 fatalities since Sept. 1**

### **Fatal Cases due to heroin/fentanyl in AUGUST—at least 39 (36 cases pending additional testing)**

23 - City of Cleveland Residents

15 - Suburban Residents- Brook Park, East Cleveland, Euclid, Lakewood, Maple Hts., Mayfield Hts. (2), Middleburgh Hts., Olmsted Falls, Parma (3), Seven Hills, and (2) Out of County – Lorain and North Ridgeville. And 1 UNKNOWN

### **VICTIMS**

Victims' ages range from 21 – 67

26 Male victims; 13 Female victims

10 African American victims; 29 Caucasian victims (2 Hispanic victims)

### **TRENDS**

At least **358** victims have died from heroin/fentanyl/analog or in combination in 2017. This compares to 313 through end of August 2016. Drug deaths in 2017 total at least **504** fatalities when including cocaine as well.

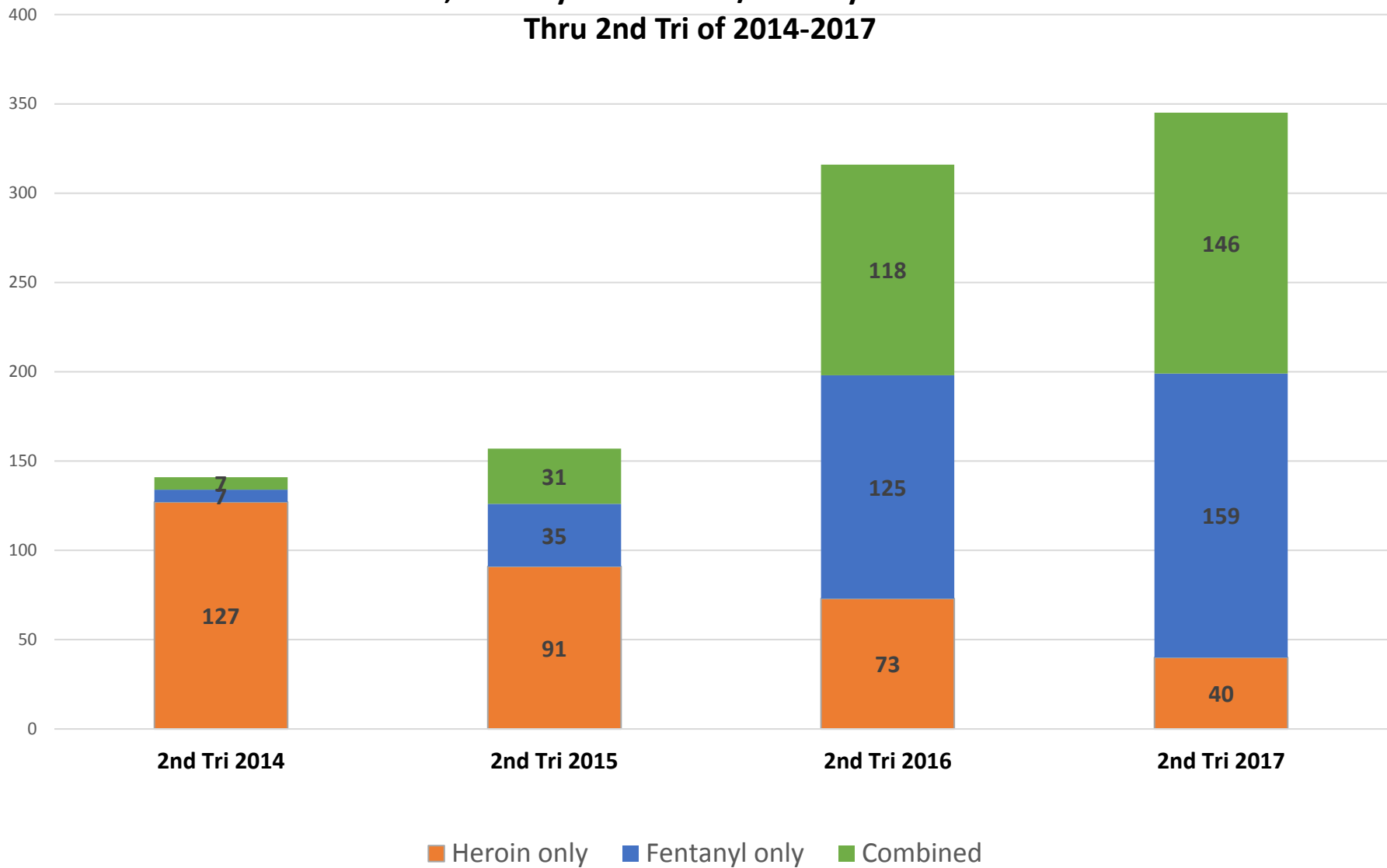
### **Carfentanil: 58 CONFIRMED FATAL CASES in 2016; 43 in 2017**

Rate of African American deaths involving fentanyl is 19.6% of all victims, a significantly higher rate than 2016 (14.5%). At least 32 cocaine related deaths occurred in August (at least 253 for 2017), with 21 being mixed with Fentanyl, Heroin or both (at least 142 for the year).

*Source: Cuyahoga County Medical  
Examiner's Office revised 9-5-17*



## CCMEO Heroin, Fentanyl and Heroin/Fentanyl Combination Deaths Thru 2nd Tri of 2014-2017



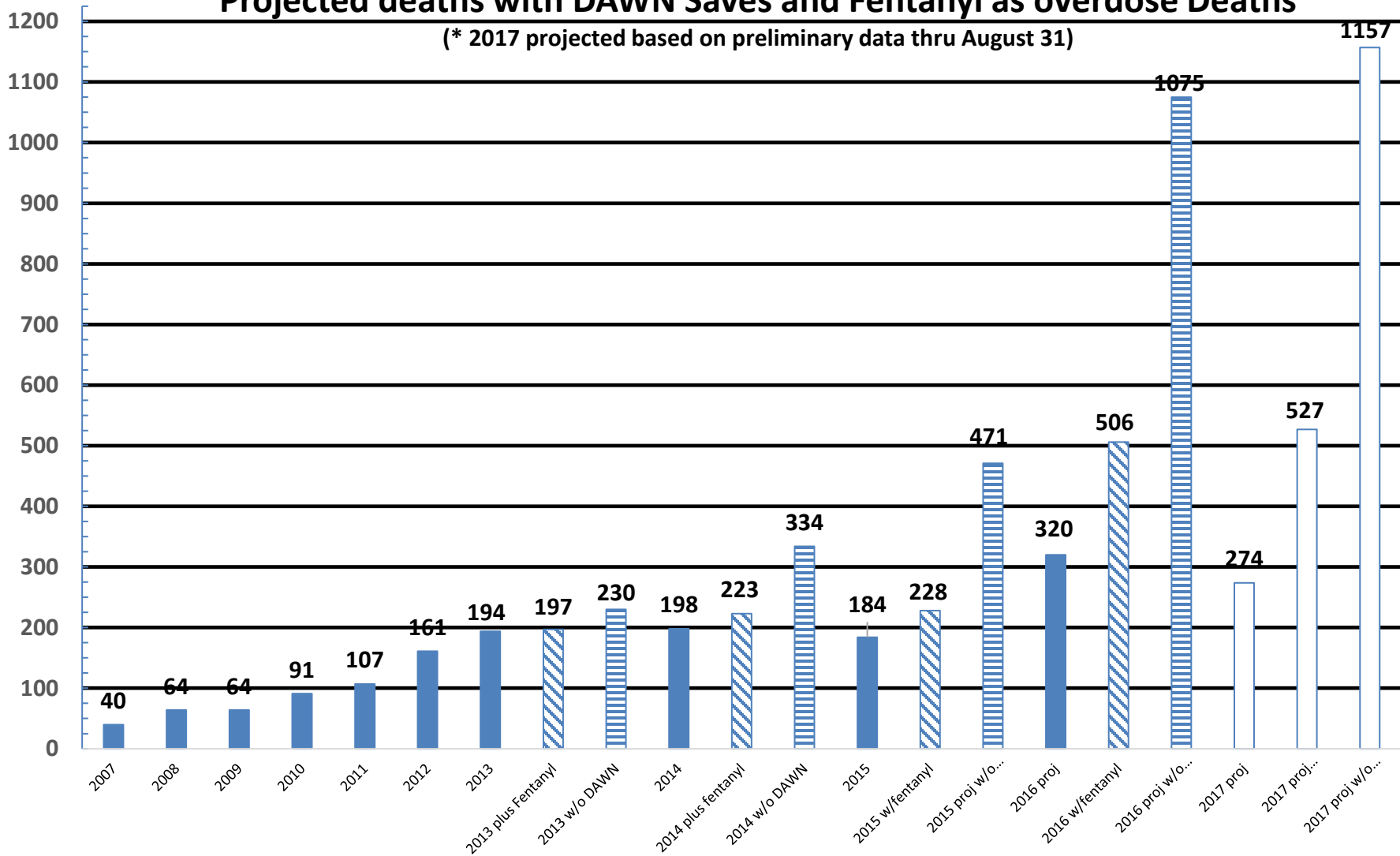
Source: Cuyahoga County Medical Examiner's Office revised 9-5-17



# Cuyahoga County Heroin Related Overdose Deaths 2007-2017\*

## Projected deaths with DAWN Saves and Fentanyl as overdose Deaths

(\* 2017 projected based on preliminary data thru August 31)

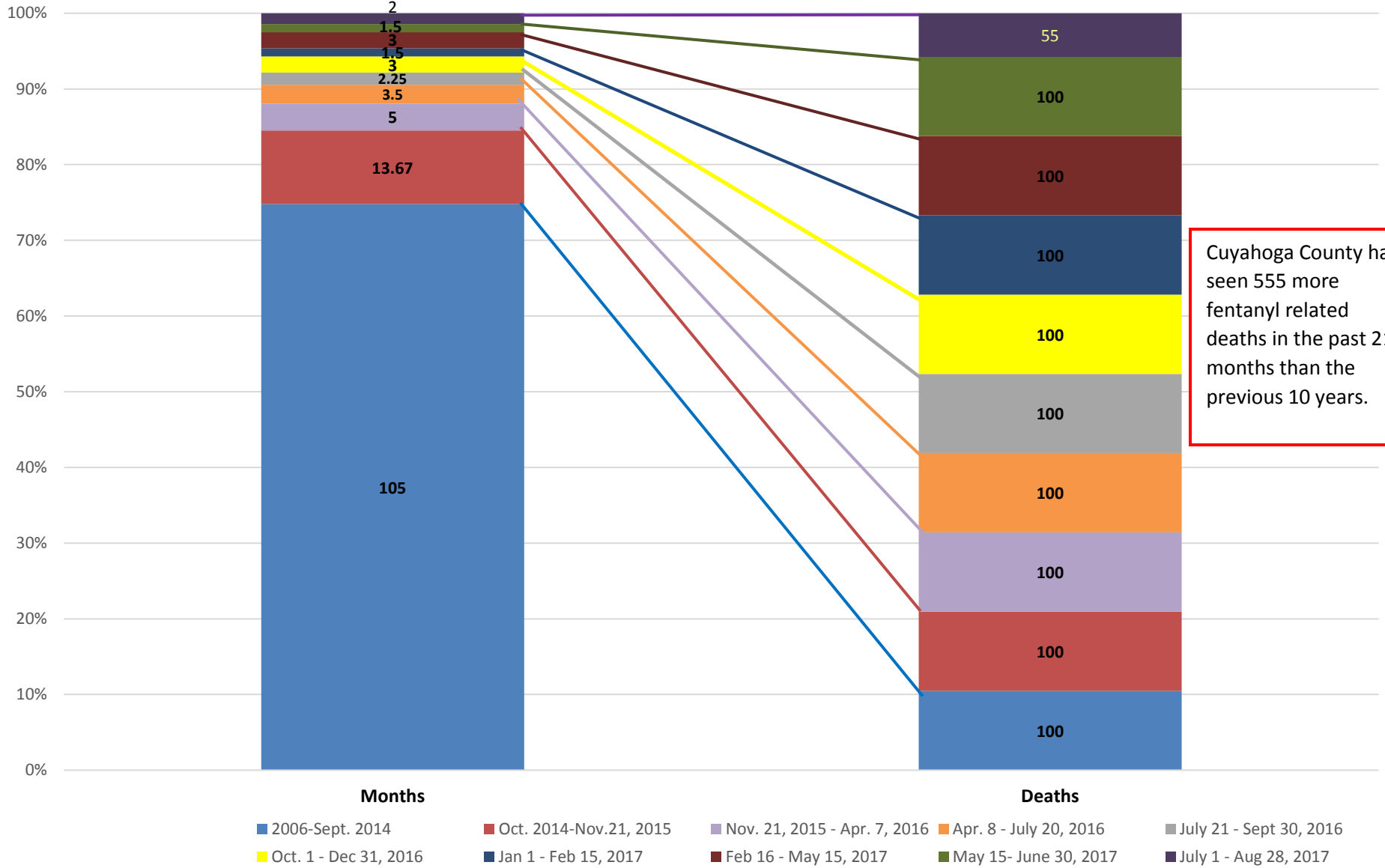


Source: Cuyahoga County Medical Examiner's Office revised 9-5-17

DAWN includes all documented naloxone saves through DAWN including police reversals. Does not include EMS administration (nearly 1,000 in 2015, and over 2,000 thru October 2016). No 2017 EMS data yet.



### Cuyahoga County Fentanyl Deaths 2006-2017



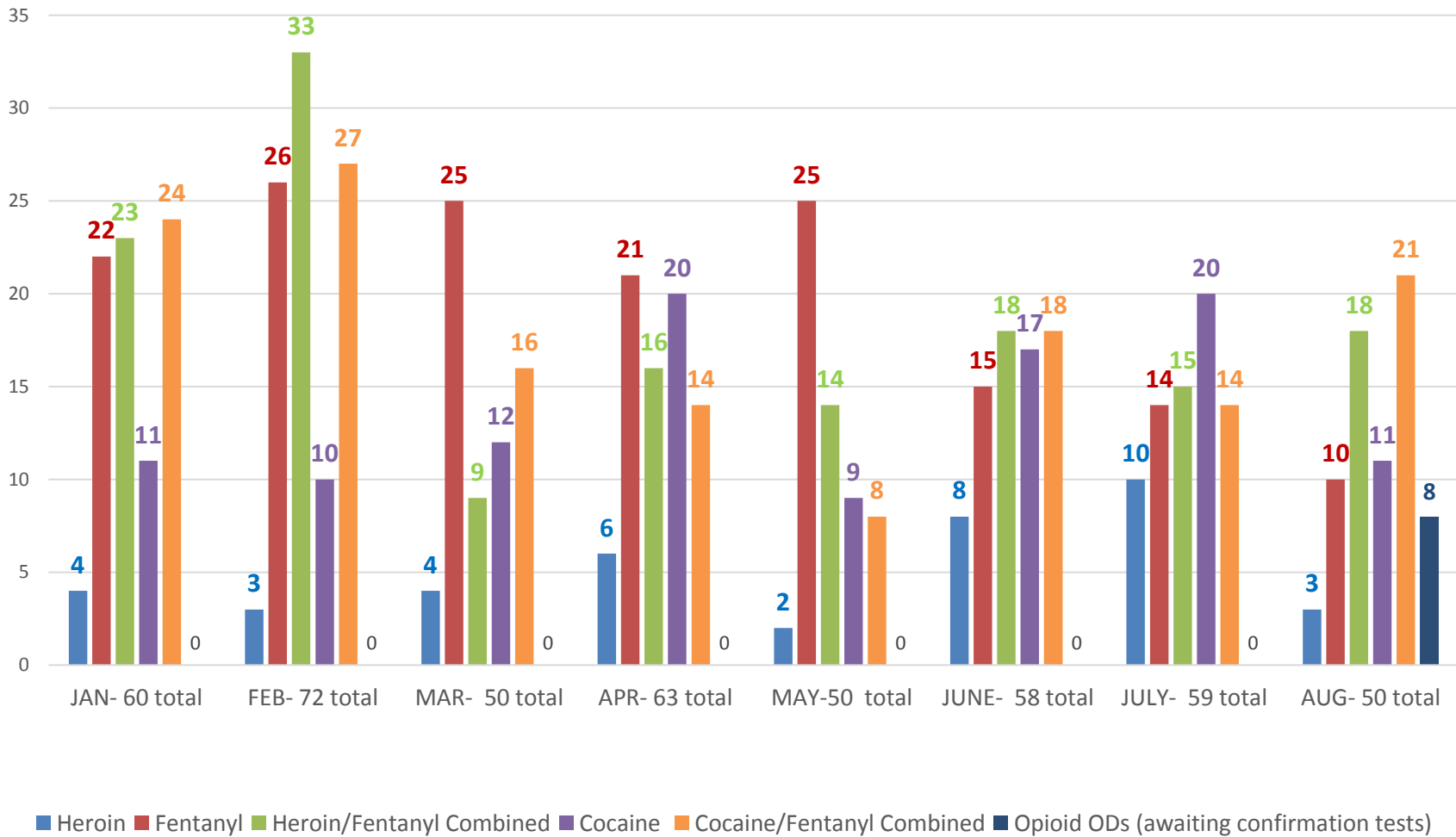
Cuyahoga County has seen 555 more fentanyl related deaths in the past 21 months than the previous 10 years.

Source: Cuyahoga County Medical Examiner's Office revised 8-24-17



## 2017 CCMEO Overdose Deaths, Most Common Drugs Involved

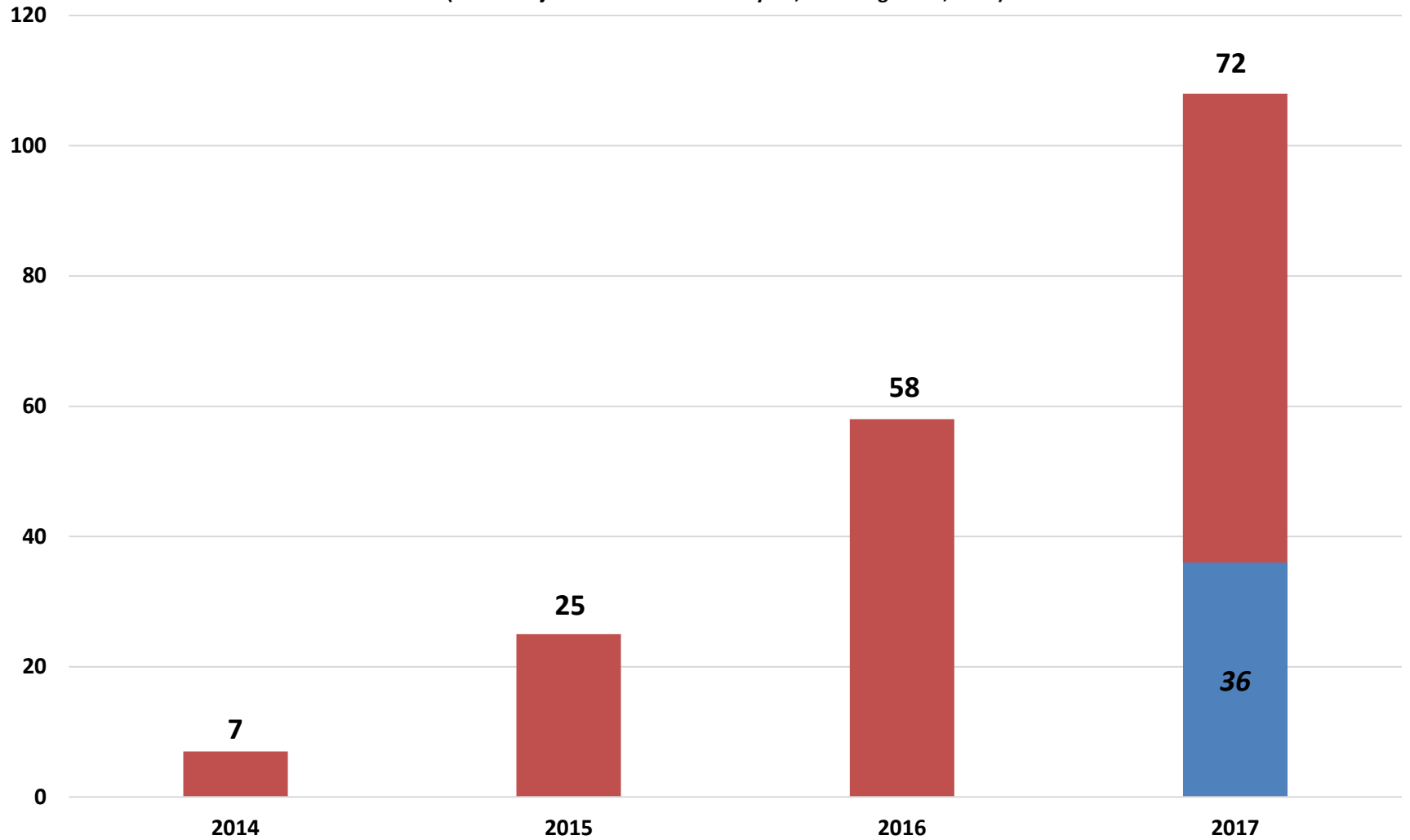
Combined is heroin and fentanyl in some combination (Fentanyl analogues will be counted under Fentanyl Columns).



Source: Cuyahoga County Medical Examiner's Office revised 9-5-17



**CCMEO Fentanyl-related fatalities among  
African Americans 2014-2017\***  
(Blue - Projected for remainder of year, as of August 31, 2017)



Source: Cuyahoga County Medical  
Examiner's Office revised 9-5-17

